

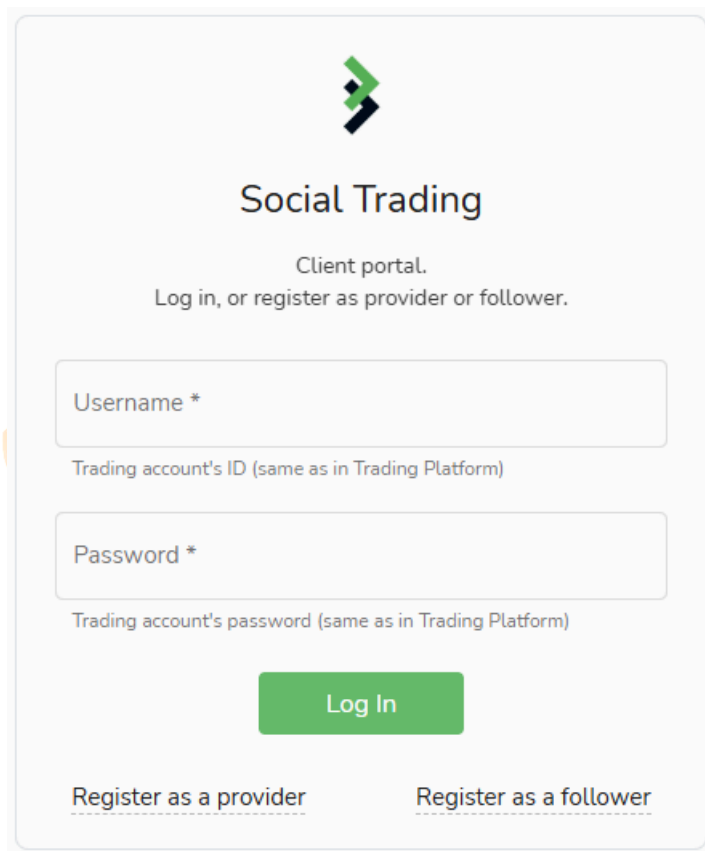
BBS Markets –Social Trading Providers Walkthrough


1. Register and open an MT5 Account

Please note that a client who wishes to partake in the BBS Markets - Copy/Social trading, as a Provider, must first register a [BBS markets account](#) and thereafter open an MT5 trading account.

2. Register as a provider

a) Once a client has opened an MT5 trading account, then they must visit the [Social Trading User Portal](#) (<https://copy.bbsmarkets.com>) and Register as a [Provider](#):





Social Trading

Client portal.
Log in, or register as provider or follower.

Username *
Trading account's ID (same as in Trading Platform)

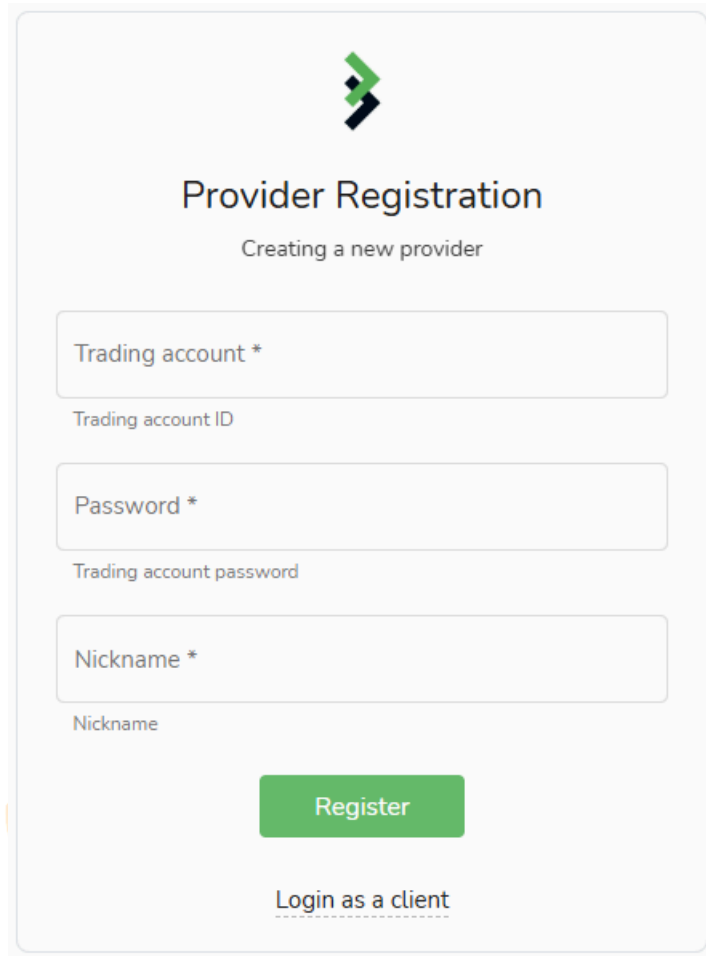
Password *
Trading account's password (same as in Trading Platform)

[Log In](#)

[Register as a provider](#) [Register as a follower](#)

From the above page select '**Register as a provider**' from the bottom left.

b) Once a client selects to register as a provider, they will need to add:



The screenshot shows a 'Provider Registration' form with the following fields and options:

- Trading account *** (Trading account ID)
- Password *** (Trading account password)
- Nickname *** (Nickname)
- Register** (Green button)
- [Login as a client](#) (Text link)

TS
F D

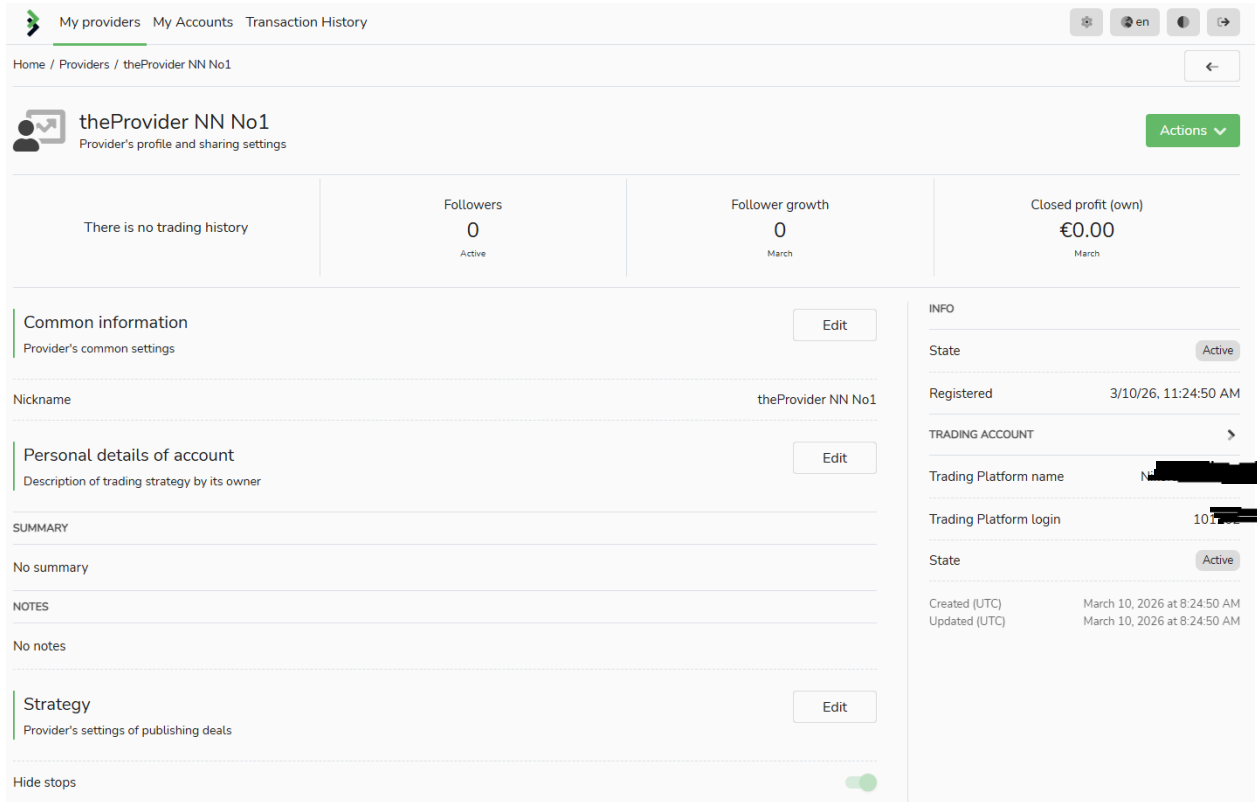
i/ **Trading Account** (their MT5 Trading account number)

ii/ **Password** (trading account password as is on mt5)

iii/ **Nickname** (the name with which the Provider will appear to the BBS Markets Social/Copy trading community)

3. Editing Providers Offer

a) Once the Provider registers, they will be auto redirected to the Providers page to create an Offer:



The screenshot shows the profile page for 'theProvider NN No1'. At the top, there are navigation links: 'My providers', 'My Accounts', and 'Transaction History'. Below this, the page title is 'Home / Providers / theProvider NN No1'. The main header includes the provider's name and an 'Actions' dropdown menu. The profile statistics are as follows:

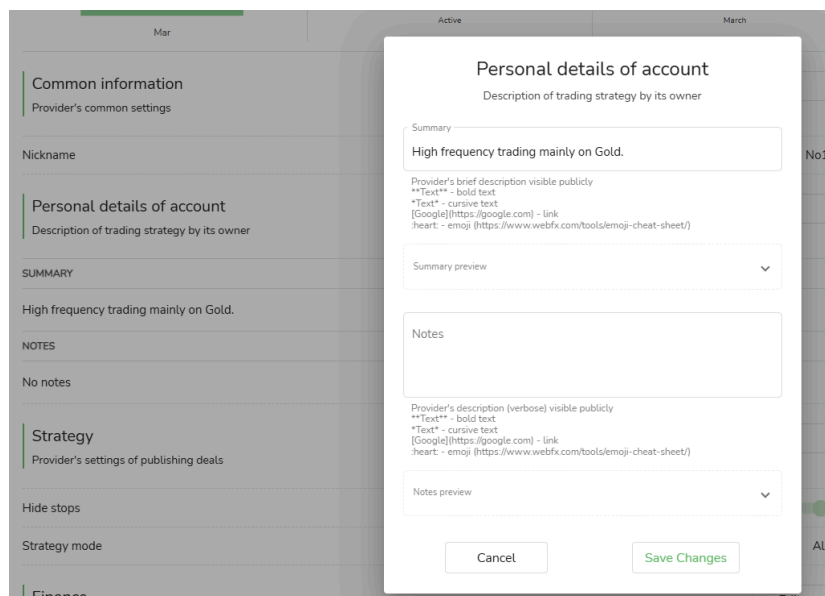
There is no trading history	Followers 0 Active	Follower growth 0 March	Closed profit (own) €0.00 March
-----------------------------	--------------------------	-------------------------------	---------------------------------------

The profile is divided into several sections:

- Common information:** Includes 'Provider's common settings' and an 'Edit' button. The Nickname is 'theProvider NN No1'.
- Personal details of account:** Includes 'Description of trading strategy by its owner' and an 'Edit' button.
- SUMMARY:** Currently shows 'No summary'.
- NOTES:** Currently shows 'No notes'.
- Strategy:** Includes 'Provider's settings of publishing deals' and an 'Edit' button. There is a 'Hide stops' toggle which is currently turned on.
- INFO:** Shows 'State' as 'Active', 'Registered' on '3/10/26, 11:24:50 AM', and 'Trading Platform name' as 'N...'. It also shows 'Trading Platform login' as '10...' and 'State' as 'Active'. The 'Created (UTC)' and 'Updated (UTC)' dates are both 'March 10, 2026 at 8:24:50 AM'.

b) From the main Providers page, a Provider can set-up and edit:

i/ **Personal details of account** (summary and notes). Information completed here will be visible to prospective Followers

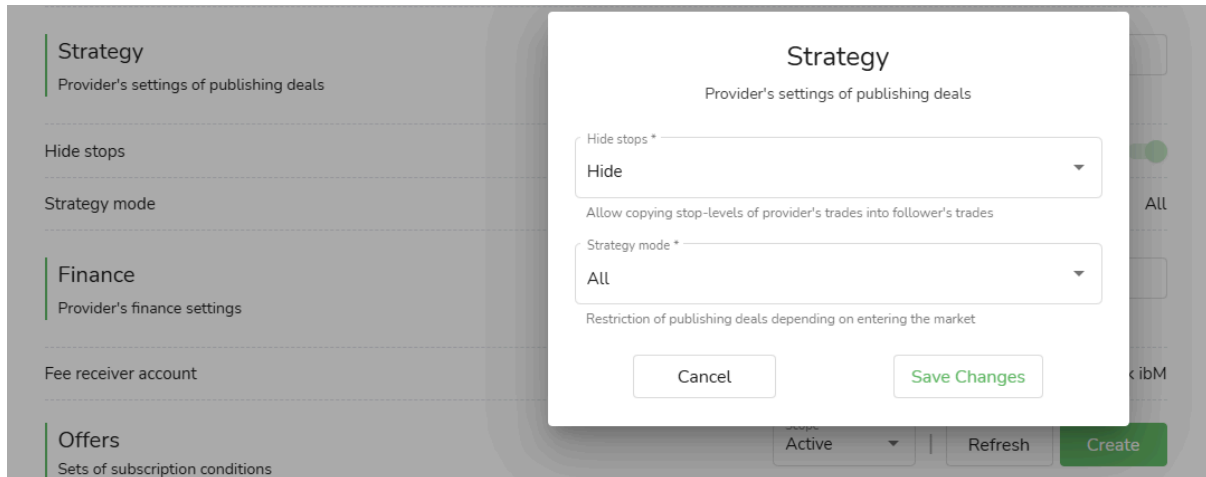


The screenshot shows the 'Personal details of account' modal form. The title is 'Personal details of account' with the subtitle 'Description of trading strategy by its owner'. The form contains the following fields:

- Summary:** A text input field containing 'High frequency trading mainly on Gold.' Below it is a 'Summary preview' dropdown menu.
- Notes:** A text input field. Below it is a 'Notes preview' dropdown menu.

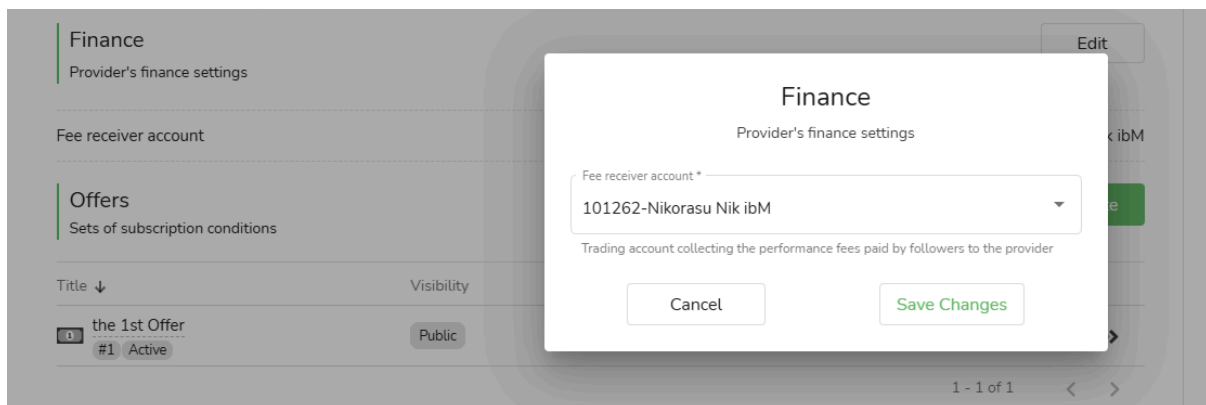
At the bottom of the modal, there are 'Cancel' and 'Save Changes' buttons. The background shows the provider's profile page with the 'Personal details of account' section highlighted.

ii/ Strategy (Hide stops and Strategy mode). Hide or make visible the stop-levels trades and restriction of publishing deals.



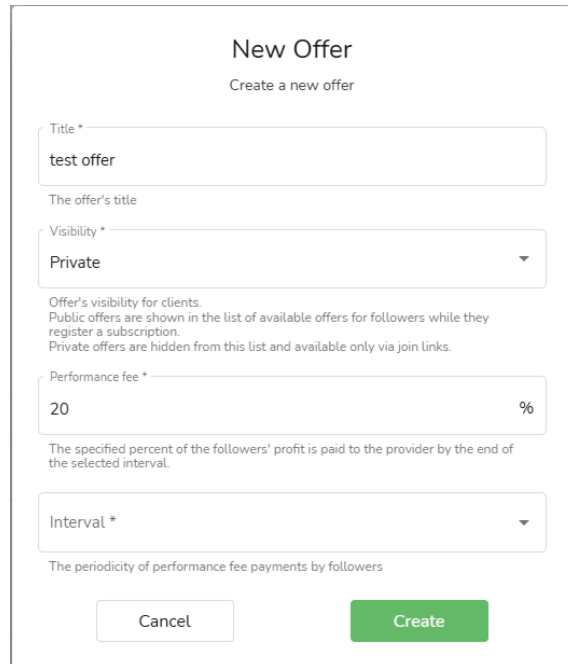
The screenshot shows a modal window titled "Strategy" with the subtitle "Provider's settings of publishing deals". It contains two dropdown menus: "Hide stops *" with the value "Hide" and "Strategy mode *" with the value "All". Below the second dropdown is the text "Restriction of publishing deals depending on entering the market". At the bottom of the modal are "Cancel" and "Save Changes" buttons. The background shows a sidebar with "Strategy" and "Finance" sections, and a main area with "Active", "Refresh", and "Create" buttons.

iii/ Finance (choose the MT5 trading account that will collect performance fees paid by followers)



The screenshot shows a modal window titled "Finance" with the subtitle "Provider's finance settings". It contains a dropdown menu for "Fee receiver account *" with the value "101262-Nikorasu Nik ibM". Below the dropdown is the text "Trading account collecting the performance fees paid by followers to the provider". At the bottom of the modal are "Cancel" and "Save Changes" buttons. The background shows a sidebar with "Finance" and "Offers" sections, and a main area with a table of offers and "1 - 1 of 1" pagination.

iv/ **Offers**. Provider can create offers, name them accordingly, edit ‘**visibility**’, either to be publicly show or private and place the Performance Fee be paid to the provider.



New Offer
Create a new offer

Title *
test offer
The offer's title

Visibility *
Private
Offer's visibility for clients.
Public offers are shown in the list of available offers for followers while they register a subscription.
Private offers are hidden from this list and available only via join links.

Performance fee *
20 %
The specified percent of the followers' profit is paid to the provider by the end of the selected interval.

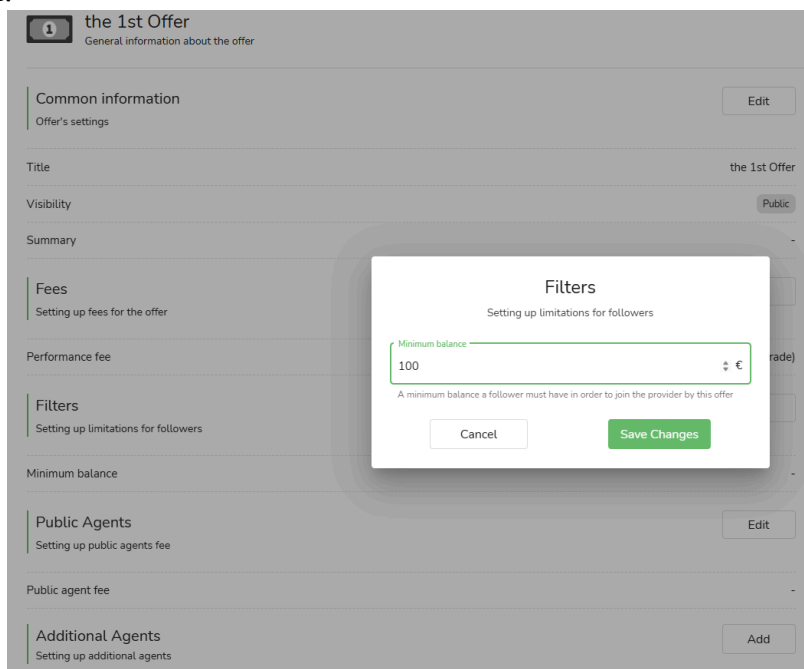
Interval *
The periodicity of performance fee payments by followers

Cancel Create

Once the Performance Fee is adjusted, then the ‘**Interval**’ field will appear. Choose here the periodic interval with which the fees will be calculated.

Once an ‘**Offer**’ is created, a Provider can further set-up and edit certain settings depending on his/her likings.

e.g. ‘**Filters**’: a provider can adjust a minimum Balance that a follower must have to join a specific offer.



1 the 1st Offer
General information about the offer

Common information
Offer's settings Edit

Title the 1st Offer

Visibility Public

Summary

Fees
Setting up fees for the offer

Performance fee

Filters
Setting up limitations for followers

Minimum balance
100 €
A minimum balance a follower must have in order to join the provider by this offer

Cancel Save Changes

Public Agents
Setting up public agents fee Edit

Public agent fee

Additional Agents
Setting up additional agents Add

v) From the Providers Page, at the bottom of the page, a Provider can check for any **Subscriptions** (followers that are following Providers strategy), together with their positions, deals and fees involved.

Subscriptions Positions Deals Fees

Filters Refresh

Name	Volume scaling	Offer	Registered ↓
🔍 There are no subscriptions			

Items per page: 5 0 of 0 < >